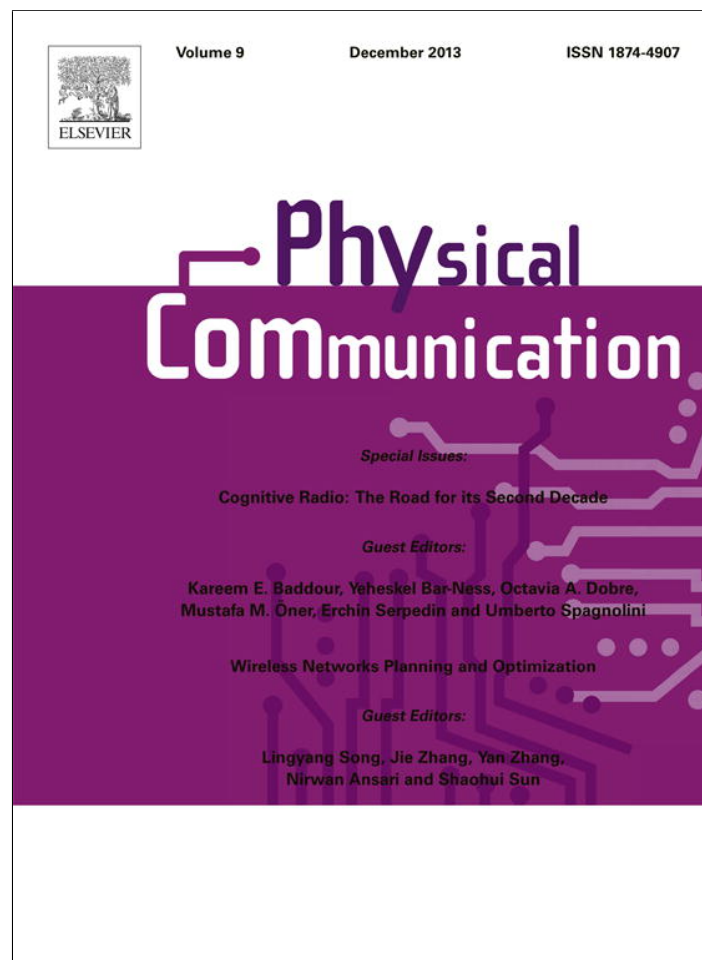


Provided for non-commercial research and education use.  
Not for reproduction, distribution or commercial use.



This article appeared in a journal published by Elsevier. The attached copy is furnished to the author for internal non-commercial research and education use, including for instruction at the authors institution and sharing with colleagues.

Other uses, including reproduction and distribution, or selling or licensing copies, or posting to personal, institutional or third party websites are prohibited.


In most cases authors are permitted to post their version of the article (e.g. in Word or Tex form) to their personal website or institutional repository. Authors requiring further information regarding Elsevier's archiving and manuscript policies are encouraged to visit:

<http://www.elsevier.com/authorsrights>



Contents lists available at ScienceDirect

## Physical Communication

journal homepage: [www.elsevier.com/locate/phycom](http://www.elsevier.com/locate/phycom)

Full length article

## Interference mitigation for cognitive radio MIMO systems based on practical precoding

Zengmao Chen<sup>a</sup>, Cheng-Xiang Wang<sup>a,\*</sup>, Xuemin Hong<sup>b</sup>, John Thompson<sup>c</sup>, Sergiy A. Vorobyov<sup>d</sup>, Feng Zhao<sup>e</sup>, Xiaohu Ge<sup>f</sup><sup>a</sup> Joint Research Institute for Signal and Image Processing, School of Engineering and Physical Sciences, Heriot-Watt University, Edinburgh, EH14 4AS, United Kingdom<sup>b</sup> School of Information Science and Technology, Xiamen University, Xiamen 361005, China<sup>c</sup> Joint Research Institute for Signal and Image Processing, Institute for Digital Communications, University of Edinburgh, Edinburgh, EH9 3JL, United Kingdom<sup>d</sup> Department of Electrical and Computer Engineering, University of Alberta, Edmonton, AB, T6G 2V4, Canada<sup>e</sup> Department of Science and Technology, Guilin University of Electronic Technology, Guilin 541004, China<sup>f</sup> Department of Electronics and Information Engineering, Huazhong University of Science and Technology, Wuhan 430074, China

## ARTICLE INFO

## Article history:

Received 15 February 2012

Received in revised form 27 April 2012

Accepted 29 April 2012

Available online 7 May 2012

## Keywords:

Cognitive radio

Interference mitigation

MIMO

Precoding

## ABSTRACT

In this paper, we propose two subspace-projection-based precoding schemes, namely, full-projection (FP)- and partial-projection (PP)-based precoding, for a cognitive radio multiple-input multiple-output (CR-MIMO) network to mitigate its interference to a primary time-division-duplexing (TDD) system. The proposed precoding schemes are capable of estimating interference channels between CR and primary networks, and incorporating the interference from the primary to the CR system into CR precoding via a novel sensing approach. Then, the CR performance and resulting interference of the proposed precoding schemes are analyzed and evaluated. By fully projecting the CR transmission onto a null space of the interference channels, the FP-based precoding scheme can effectively avoid interfering the primary system with boosted CR throughput. While, the PP-based scheme is able to further improve the CR throughput by partially projecting its transmission onto the null space.

© 2012 Elsevier B.V. All rights reserved.

## 1. Introduction

A cognitive radio (CR) [1–4] system may coexist with a primary network on an either interference-free or interference-tolerant basis [5,6]. For the former case, the CR system only exploits the unused spectra of the primary network. While, for the latter case, the CR system is allowed to share the spectra assigned to primary network

under the condition of not imposing detrimental interference on the primary network. Therefore, the interference from the CR network to the primary system (CR-primary interference) should be carefully managed and canceled in order to protect the operation of the primary system. Various interference mitigation (IM) techniques applicable to CR networks have been reported in [7]. As for multiple antenna CR networks, transmit beamforming [8–12] and precoding in [13–15] are effective approaches to proactively cancel the CR-primary interference. On one hand, it steers the CR transmission to avoid interfering with the primary network. On the other hand, it exploits the diversity or the multiplexing gain of the CR system to enhance the reliability or efficiency of the CR network.

However, in [8–15], perfect or partial channel state information (CSI) of CR interference channels to primary

\* Corresponding author. Tel.: +44 131 451 3329.

E-mail addresses: [zengmao.chen@hw.ac.uk](mailto:zengmao.chen@hw.ac.uk) (Z. Chen), [cheng-xiang.wang@hw.ac.uk](mailto:cheng-xiang.wang@hw.ac.uk) (C.-X. Wang), [xuemin.hong@xmu.edu.cn](mailto:xuemin.hong@xmu.edu.cn) (X. Hong), [john.thompson@ed.ac.uk](mailto:john.thompson@ed.ac.uk) (J. Thompson), [svorobyov@ualberta.ca](mailto:svorobyov@ualberta.ca) (S.A. Vorobyov), [zhaofeng@guet.edu.cn](mailto:zhaofeng@guet.edu.cn) (F. Zhao), [xhge@mail.hust.edu.cn](mailto:xhge@mail.hust.edu.cn) (X. Ge).

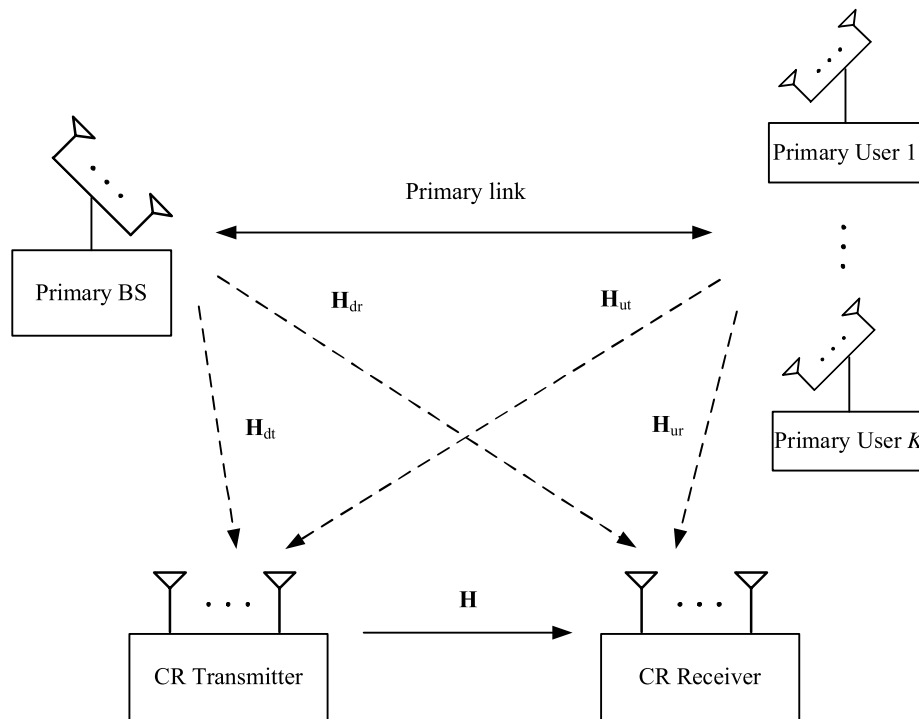


Fig. 1. A CR MIMO transmitter–receiver pair coexists with a primary TDD system.

network (CR-primary interference channels) is required at the CR transmitter (Tx) side to guarantee no/constrained interference to the primary system. Therefore, extra signaling between primary and CR networks is inevitable to obtain the CSI, which jeopardizes the applicability of these beamforming and precoding schemes. A more practical precoding scheme—sensing projection (SP)-based precoding, which learns the CSI using subspace estimation [16] and does not require a priori CSI, has been proposed for a CR multiple-input multiple-output (MIMO) link coexisting with a primary time-division-duplexing (TDD) system in [17,18]. However, such a precoding scheme does not account for the interference from primary Txs to the CR receiver (Rx) (primary-CR interference), which leads to a CR throughput loss. In [19,20], it is proposed to remove the primary-CR interference at the CR Rx via null-space Rx beamforming, which sacrifices the CR throughput as well. Moreover, the CR network in [19,20] has to work in a TDD mode aligned with the primary system in order to facilitate the null-space Rx beamforming.

In this paper, two enhanced SP-based precoding schemes, namely, full-projection (FP)- and partial-projection (PP)-based precoding, are proposed for CR MIMO systems by incorporating the primary-CR interference. As the name suggests, the FP-based scheme nulls the CR transmission by fully projecting the transmission onto the estimated null space of the CR-primary interference channels. Instead of removing the primary-CR interference using null-space Rx beamforming, the proposed precoding schemes account for the primary-CR interference via sensing. This, on one hand, improves the CR throughput, and on the other hand, introduces more flexibility into the CR deployment, i.e., the CR network does not have to work in a TDD mode as in [19,20]. The PP-based precoding can further improve the

CR throughput by projecting the CR transmission onto a subspace that partially spans the estimated null space of the CR-primary interference channels. As a result, the CR throughput is further improved at the cost of introducing extra interference to the primary network.

The remainder of this paper is organized as follows. The system model is given in Section 2. The working principle of the SP-based precoding is introduced in Section 3. Then, we propose two new precoding schemes in Section 4. The performance of the proposed precoding schemes is evaluated in Section 5. Finally, we conclude the paper in Section 6.

*Notation:* Vectors are denoted by bold-face lower-case letters, e.g.,  $\mathbf{x}$ , and bold-face upper-case letters are used for matrices, e.g.,  $\mathbf{X}$ . For a matrix  $\mathbf{X}$ ,  $\text{Tr}\{\mathbf{X}\}$ ,  $\mathbf{X}^H$ , and  $\mathbf{X}^\dagger$  denote its trace, Hermitian transpose and pseudoinverse, respectively.  $\mathbb{E}\{\cdot\}$  stands for the statistical expectation operator.  $\mathbb{C}^{x \times y}$  denotes the space of  $x \times y$  matrices with complex entries.

## 2. System model and problem formulation

We consider a CR system shown in Fig. 1, where a CR Tx–Rx pair shares the same spectrum with a primary TDD network. Multiple antennas are mounted at the CR nodes and possibly at each of the primary users. The CR Tx, CR Rx, primary base station (BS) and the  $k$ th primary user are equipped with  $M_t$ ,  $M_r$ ,  $M_{bs}$  and  $M_k$  ( $k = 1, \dots, K$ ) antennas, respectively. Block-fading channels are assumed for the primary and CR systems.

For a narrowband transmission, the received symbol at the CR Rx can be expressed as

$$\mathbf{y} = \mathbf{H}\mathbf{f}_s + \mathbf{n} + \mathbf{z} \quad (1)$$

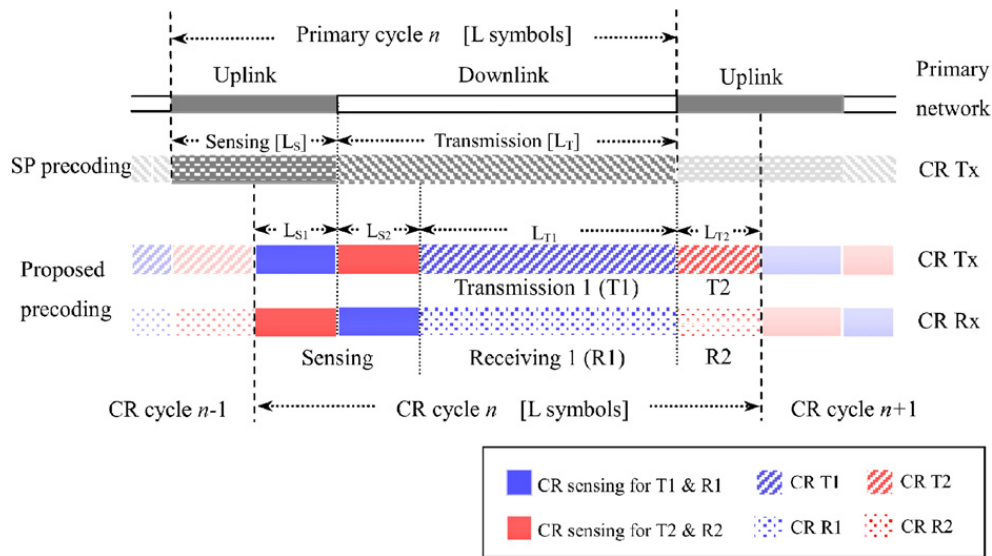


Fig. 2. System diagram for the proposed precoding schemes.

where  $\mathbf{y} \in \mathbb{C}^{M_r \times 1}$  is the received signal vector at the CR Rx,  $\mathbf{s} \in \mathbb{C}^{M_t \times 1}$  and  $\mathbf{F} \in \mathbb{C}^{M_t \times M_t}$  are the transmit information vector with  $\mathbb{E}\{\mathbf{s}\mathbf{s}^H\} = \mathbf{I}$  and precoding matrix of the CR Tx, respectively,  $\mathbf{H} \in \mathbb{C}^{M_r \times M_t}$  is the channel matrix from the CR Tx to CR Rx, whose elements are independent and identically distributed (i.i.d.) complex Gaussian random variables with zero mean and variance  $\sigma_H^2$ , and  $\mathbf{n} \in \mathbb{C}^{M_r \times 1}$  stands for the additive white Gaussian noise (AWGN) vector with zero mean and covariance matrix  $\mathbb{E}\{\mathbf{n}\mathbf{n}^H\} = \sigma_n^2 \mathbf{I}$ . Moreover,  $\mathbf{z} \in \mathbb{C}^{M_r \times 1}$  denotes the interference from the primary network to CR Rx. It can be expressed as

$$\mathbf{z} = \begin{cases} \mathbf{H}_{ur} \mathbf{x}_u, & \text{during primary uplink} \\ \mathbf{H}_{dr} \mathbf{x}_d, & \text{during primary downlink} \end{cases} \quad (2)$$

where  $\mathbf{H}_{ur} \in \mathbb{C}^{M_r \times \sum_{k=1}^K M_k}$  and  $\mathbf{H}_{ut} \in \mathbb{C}^{M_t \times \sum_{k=1}^K M_k}$  (see Fig. 1) represent the interference channels from all the  $K$  active primary users to CR Rx and to CR Tx, respectively, during primary uplink. Similarly,  $\mathbf{H}_{dr} \in \mathbb{C}^{M_r \times M_{bs}}$  in (2) together with  $\mathbf{H}_{dt} \in \mathbb{C}^{M_t \times M_{bs}}$  (see Fig. 1) stand for the interference matrices from the primary BS to CR Rx and to CR Tx during primary downlink. All these interference matrices ( $\mathbf{H}_{ur}$ ,  $\mathbf{H}_{ut}$ ,  $\mathbf{H}_{dr}$  and  $\mathbf{H}_{dt}$ ) have i.i.d. complex Gaussian random elements with zero mean and covariances  $\sigma_{ur}^2$ ,  $\sigma_{ut}^2$ ,  $\sigma_{dr}^2$  and  $\sigma_{dt}^2$ , respectively. Moreover,  $\mathbf{x}_u \in \mathbb{C}^{\sum_{k=1}^K M_k \times 1}$  and  $\mathbf{x}_d \in \mathbb{C}^{M_{bs} \times 1}$  are the transmitted signal vectors of all the  $K$  primary users and primary BS, respectively. We define the interference covariance matrix as  $\mathbf{Z} \triangleq \mathbb{E}\{\mathbf{z}\mathbf{z}^H\}$ .

### 3. Principle of SP-based precoding

The precoding problem for CR transmission can be expressed as the following optimization problem [14]

$$\max_{\mathbf{F}} \log_2 \det \left( \mathbf{I} + \frac{\mathbf{H}\mathbf{F}\mathbf{F}^H \mathbf{H}^H}{\sigma_n^2} \right) \quad (3)$$

$$\text{subject to } \text{Tr}\{\mathbf{F}\mathbf{F}^H\} \leq P_{cr} \quad (4)$$

$$\text{Tr}\{\mathbf{G}_k \mathbf{F}\mathbf{F}^H \mathbf{G}_k^H\} \leq \Gamma_k \quad k = 1, \dots, K. \quad (5)$$

In (5),  $\mathbf{G}_k \in \mathbb{C}^{M_k \times M_t}$  is the channel matrix from the CR Tx to the  $k$ th primary user. Thus, the channel matrix from the CR Tx to all primary users becomes  $\mathbf{H}_{ut}^H = [\mathbf{G}_1^T, \dots, \mathbf{G}_K^T]^T$  due to channel reciprocity. The constraints on the CR transmission power and the maximum allowed interference perceived at each primary user are given by (4) and (5), respectively.

The projected channel singular value decomposition (SVD) or P-SVD precoding has been proposed in [14] as a suboptimal solution for the optimization problem (3)–(5). It can be expressed as

$$\mathbf{F} = \mathbf{U}_{\perp} [(\mu \mathbf{I} - \mathbf{\Lambda}_{\perp}^{-1})^+]^{\frac{1}{2}} \quad (6)$$

where  $(\cdot)^+ \triangleq \max(0, \cdot)$ ,  $\mu$  denotes the power level for a water-filling (WF) algorithm, and  $\mathbf{U}_{\perp}$  and  $\mathbf{\Lambda}_{\perp}$  originate from the SVD of the effective CR channel  $\mathbf{H}_{\perp}$

$$\mathbf{H}_{\perp} \triangleq \mathbf{H}(\mathbf{I} - \mathbf{U}_G \mathbf{U}_G^H), \quad (7)$$

with  $\mathbf{H}_{\perp} = \mathbf{V}_{\perp} \mathbf{\Lambda}_{\perp}^{1/2} \mathbf{U}_{\perp}^H$ , and  $\mathbf{U}_G$  in (7) is from another SVD  $\mathbf{H}_{ut}^H = \mathbf{V}_G \mathbf{\Lambda}_G^{1/2} \mathbf{U}_G^H$ , which is estimated via sensing in the SP precoding [17,18] as shown in Fig. 2. It is worth noting that the P-SVD precoding given in (6) actually guarantees that  $\text{Tr}\{\mathbf{G}_k \mathbf{F}\mathbf{F}^H \mathbf{G}_k^H\} = 0$  ( $k = 1, \dots, K$ ), i.e., no interference is introduced to primary users. This eventually tightens the constraint (5). Therefore, the P-SVD precoding is a suboptimal solution for the optimization problem (3)–(5).

By analogy with the multiple signal classification technique [16], the signal covariance matrix is decomposed into signal and noise subspaces to estimate  $\mathbf{U}_G$ , that is

$$\hat{\mathbf{R}}_{ut} = \frac{1}{L_S} \sum_{i=1}^{L_S} \mathbf{r}_{ut}(i) \mathbf{r}_{ut}^H(i) \quad (8)$$

$$= \hat{\mathbf{U}} \hat{\mathbf{\Lambda}} \hat{\mathbf{U}}^H \quad (9)$$

$$= \hat{\mathbf{U}}_G \hat{\mathbf{\Lambda}}_G \hat{\mathbf{U}}_G^H + \hat{\mathbf{U}}_n \hat{\mathbf{\Lambda}}_n \hat{\mathbf{U}}_n^H. \quad (10)$$

In (16),  $\mathbf{r}_{ut}(i) = \mathbf{H}_{ut} \mathbf{x}_u(i) + \mathbf{n}(i)$  is the  $i$ th received symbol at the CR Tx, and its estimated covariance matrix is denoted

as  $\hat{\mathbf{R}}_{\text{ut}}$ . An eigenvalue decomposition is then performed on  $\hat{\mathbf{R}}_{\text{ut}}$  in (17), where  $\hat{\Lambda} = \text{diag}(\lambda_1, \dots, \lambda_{M_t})$  is a diagonal matrix with descendingly ordered eigenvalues of  $\hat{\mathbf{R}}_{\text{ut}}$  and  $\hat{\mathbf{U}} \in \mathbb{C}^{M_t \times M_t}$  contains the corresponding eigenvectors. The matrix  $\hat{\mathbf{R}}_{\text{ut}}$  is further decomposed into interference and noise components in (18) with  $\hat{\mathbf{U}}_G$  and  $\hat{\mathbf{U}}_n$  being the first  $K_p = \text{rank}(\mathbf{H}_{\text{ut}})$  and the remaining  $(M_t - K_p)$  columns of  $\hat{\mathbf{U}}$ , respectively, and  $\hat{\Lambda}_G$  and  $\hat{\Lambda}_n$  being their corresponding eigenvalue matrices. A rank estimate for  $K_p$  can be carried out by using, e.g., an Akaike information criterion (AIC) or minimum description length (MDL) estimator [21]. The sensing phase is followed by a CR transmission, where a precoding matrix obtained from (6) is applied.

The merit of the SP precoding over the P-SVD approach is that no CSI is required due to the interference space estimation in (16)–(18). However, both of the precoding algorithms in [17,18] do not consider the interference from the primary network to the CR receiver, which eventually leads to rate loss for the CR link.

#### 4. Proposed precoding schemes

In this section, we elaborate the CR precoding during the primary downlink.<sup>1</sup> When incorporating the primary-CR interference, the precoding problem for the CR Tx during the primary downlink can be expressed as follows

$$\max_{\mathbf{F}} \log_2 \det \left( \mathbf{I} + \frac{\mathbf{H}\mathbf{F}\mathbf{F}^H\mathbf{H}^H}{\mathbf{Z} + \sigma_n^2\mathbf{I}} \right) \quad (11)$$

$$\text{subject to } \text{Tr}\{\mathbf{F}\mathbf{F}^H\} \leq P_{\text{cr}} \quad (12)$$

$$\text{Tr}\{\mathbf{G}_k\mathbf{F}\mathbf{F}^H\mathbf{G}_k^H\} \leq \Gamma_k, \quad k = 1, \dots, K. \quad (13)$$

The constraints on the CR transmission power and the maximum allowed interference perceived at each primary user are given by (12) and (13), respectively. In (13),  $\mathbf{G}_k \in \mathbb{C}^{M_k \times M_t}$  is the channel matrix from the CR Tx to the  $k$ th primary user. Thus, the channel matrix from the CR Tx to all primary users becomes  $\mathbf{H}_{\text{ut}}^H = [\mathbf{G}_1^T, \dots, \mathbf{G}_K^T]^T$  due to channel reciprocity.

Then, the precoding matrix for CR transmission during the downlink can be written as [22]

$$\mathbf{F}_d = \mathbf{U}_d \left[ (\mu_d \mathbf{I} - \Lambda_d^{-1})^+ \right]^{\frac{1}{2}} \quad (14)$$

where  $\mu_d$  is the power level for the water-filling algorithm and  $\mathbf{U}_d$  is obtained through the following eigenvalue decomposition (EVD)

$$\begin{aligned} \mathbf{U}_d \Lambda_d \mathbf{U}_d^H &= \mathbf{H}_{\perp}^H (\mathbf{Z} + \sigma_n^2 \mathbf{I})^{-1} \mathbf{H}_{\perp} \\ &= (\mathbf{I} - \mathbf{U}_G \mathbf{U}_G^H)^H \mathbf{H}^H (\mathbf{Z} + \sigma_n^2 \mathbf{I})^{-1} \mathbf{H} (\mathbf{I} - \mathbf{U}_G \mathbf{U}_G^H). \end{aligned} \quad (15)$$

Similar to the P-SVD precoding, the precoding matrix given by (14) is a suboptimal solution for the optimization problem (11)–(13) due to the fact that it tightens the constraint (13) by forcing  $\Gamma_k$  to 0.

In (15), the effective CR channel matrix is defined as  $\mathbf{H}_{\perp} \triangleq \mathbf{H}(\mathbf{I} - \mathbf{U}_G \mathbf{U}_G^H)$ , where  $\mathbf{U}_G$  is estimated by decomposing the CR received signal covariance matrix into signal and noise subspaces. It can be expressed as

$$\hat{\mathbf{R}}_{\text{ut}} = \frac{1}{L_S} \sum_{i=1}^{L_S} \mathbf{r}_{\text{ut}}(i) \mathbf{r}_{\text{ut}}^H(i) \quad (16)$$

$$= \hat{\mathbf{U}} \hat{\Lambda} \hat{\mathbf{U}}^H \quad (17)$$

$$= \hat{\mathbf{U}}_G \hat{\Lambda}_G \hat{\mathbf{U}}_G^H + \hat{\mathbf{U}}_n \hat{\Lambda}_n \hat{\mathbf{U}}_n^H. \quad (18)$$

In (16),  $\mathbf{r}_{\text{ut}}(i) = \mathbf{H}_{\text{ut}} \mathbf{x}_u(i) + \mathbf{n}(i)$  is the  $i$ th received symbol at the CR Tx, and its estimated covariance matrix is denoted as  $\hat{\mathbf{R}}_{\text{ut}}$ . An EVD is then performed on  $\hat{\mathbf{R}}_{\text{ut}}$  in (17), where  $\hat{\Lambda} = \text{diag}(\lambda_1, \dots, \lambda_{M_t})$  is a diagonal matrix with descendingly ordered eigenvalues of  $\hat{\mathbf{R}}_{\text{ut}}$ . It is further decomposed into interference and noise components in (18) with  $\hat{\mathbf{U}}_G$  and  $\hat{\mathbf{U}}_n$  being the first  $K_p = \text{rank}(\mathbf{H}_{\text{ut}})$  and the remaining  $(M_t - K_p)$  columns of  $\hat{\mathbf{U}}$ , respectively, and  $\hat{\Lambda}_G$  and  $\hat{\Lambda}_n$  being their corresponding eigenvalue matrices.

It can be seen from (14) and (15) that in order to obtain the CR precoding matrix, the interference-plus-noise covariance matrix  $\mathbf{R}_{\text{ur}} \triangleq \mathbf{Z} + \sigma_n^2 \mathbf{I}$  needs to be estimated at the CR Rx, besides the estimation of the interference subspace  $\mathbf{U}_G \mathbf{U}_G^H$  at the CR Tx.

##### 4.1. Full-projection-based precoding

To enable the estimation of  $\mathbf{U}_G \mathbf{U}_G^H$  and  $\mathbf{R}_{\text{ur}}$ , we propose an enhanced precoding scheme, which is demonstrated in Fig. 2. Each CR cycle consists of sensing and transmission phases. We name the CR transmission during the primary downlink as T1 and uplink as T2. For T1, the space  $\mathbf{U}_G \mathbf{U}_G^H$  is estimated at the CR Tx during the primary uplink according to (16)–(18) over  $L_{S1}$  symbols. The estimation of  $\mathbf{R}_{\text{ur}}$  is performed at the CR Rx at the beginning of the primary downlink for a batch of  $L_{S2}$  symbols via a procedure similar to (16). After obtaining these two estimates, the CR Tx starts transmission T1 using the precoding matrix obtained by (14). Then T2 follows immediately after T1 but right before the sensing phase for the next CR cycle. The CR precoding matrix for T2 can be obtained by other two sensing sessions concurrent with the sensing phase for T1. This precoding scheme fully projects its transmission onto the estimated null space of the CR-primary interference channels. Therefore, it is termed as FP precoding.

It can be seen from Fig. 2 that the proposed FP precoding scheme shifts the CR cycle of the SP precoding rightwards in time. By doing this, several benefits are obtained. Firstly, introducing CR Rx sensing phases improves the CR throughput by incorporating the interference-plus-noise covariance matrix into precoding. Secondly, shifting the CR cycle diverts part of the CR transmission from the primary downlink to the uplink which reduces the time that primary Rxs expose themselves to CR-primary interference. This is beneficial to the primary network, since primary users are usually more susceptible to interference than the primary BS.

Theoretically, the proposed FP precoding can completely mitigate the CR-primary interference if there is no error in the interference space estimation (18). However,

<sup>1</sup> A similar precoding for the primary uplink can be easily obtained, which is ignored here for brevity.



its IM ability degrades rapidly when the CR interference-to-noise ratio,  $\text{INR} \triangleq \sigma_{\text{ut}}^2/\sigma_n^2$ , drops below a threshold. This is due to the fact that in (18) some components in the noise subspace may swap with those in the interference subspace when the noise amplitude  $\sigma_n$  is relatively large compared to the interference channel gain  $\sigma_{\text{ut}}$ . This phenomenon is known as a *subspace swap*<sup>2</sup> [25].

For low INR, the interference subspace has a high probability to swap with the noise subspace. When a subspace swap happens, (15) can be rewritten as

$$\begin{aligned} \mathbf{U}_d \mathbf{\Lambda}_d \mathbf{U}_d^H &\approx (\mathbf{I} - \hat{\mathbf{U}}_n \hat{\mathbf{U}}_n^H)^H \mathbf{H}^H (\mathbf{Z} + \sigma^2 \mathbf{I})^{-1} \mathbf{H} (\mathbf{I} - \hat{\mathbf{U}}_n \hat{\mathbf{U}}_n^H) \\ &= \hat{\mathbf{U}}_G \hat{\mathbf{U}}_G^H \mathbf{H}^H (\mathbf{Z} + \sigma^2 \mathbf{I})^{-1} \mathbf{H} \hat{\mathbf{U}}_G \hat{\mathbf{U}}_G^H \end{aligned} \quad (19)$$

which means that  $\mathbf{F}_d$  and  $\mathbf{H}_{\text{ut}}^H$  span the same space. Thus, the average CR-primary interference at low CR INR becomes

$$I_l^{FP} = \mathbb{E}\{\text{Tr}\{\mathbf{H}_{\text{ut}}^H \mathbf{F}_d \mathbf{F}_d^H \mathbf{H}_{\text{ut}}\}\} \propto P_{cr} \sigma_{\text{ut}}^2. \quad (20)$$

This suggests that the average interference power at primary users is proportional to the channel gain between CR and primary users at low CR INR.

The average CR-primary interference in the high CR INR regime can be expressed as

$$I_h^{FP} = \mathbb{E}\{\text{Tr}\{\mathbf{H}_{\text{ut}}^H \hat{\mathbf{U}}_d (\mu_d \mathbf{I} - \mathbf{\Lambda}_d^{-1})^+ \hat{\mathbf{U}}_d^H \mathbf{H}_{\text{ut}}\}\} \quad (21)$$

$$\begin{aligned} &= \mathbb{E}\{\text{Tr}\{\mathbf{H}_{\text{ut}}^H (\hat{\mathbf{U}}_d - \mathbf{U}_d) (\mu_d \mathbf{I} - \mathbf{\Lambda}_d^{-1})^+ \\ &\quad \times (\hat{\mathbf{U}}_d - \mathbf{U}_d)^H \mathbf{H}_{\text{ut}}\}\} \end{aligned} \quad (22)$$

$$\begin{aligned} &\approx \mathbb{E}\{\text{Tr}\{\mathbf{H}_{\text{ut}}^H (\mathbf{X}^H \mathbf{H}_{\text{ut}})^{\dagger} \mathbf{N}^H \mathbf{U}_d (\mu_d \mathbf{I} \\ &\quad - \mathbf{\Lambda}_d^{-1})^+ \mathbf{U}_d^H \mathbf{N} (\mathbf{H}_{\text{ut}}^H \mathbf{X})^{\dagger} \mathbf{H}_{\text{ut}}\}\} \end{aligned} \quad (23)$$

$$= \sigma_n^2 P_{cr} \mathbb{E}\{\text{Tr}\{\mathbf{H}_{\text{ut}}^H (\mathbf{X}^H \mathbf{H}_{\text{ut}})^{\dagger} (\mathbf{H}_{\text{ut}}^H \mathbf{X})^{\dagger} \mathbf{H}_{\text{ut}}\}\} \quad (24)$$

$$= \frac{\sigma_n^2 P_{cr}}{L_{S1}} \text{Tr}\{\mathbf{Q}_u\} \quad (25)$$

where (22) is due to the fact that  $\mathbf{H}_{\text{ut}}^H \mathbf{U}_d = \mathbf{0}$ ; (23) is obtained using the fact that  $\hat{\mathbf{U}}_d - \mathbf{U}_d \approx -(\mathbf{X}^H \mathbf{H}_{\text{ut}})^{\dagger} \mathbf{N}^H \mathbf{U}_d$  for high INR [26] with  $\mathbf{X} \triangleq [\mathbf{x}_u(1), \mathbf{x}_u(2), \dots, \mathbf{x}_u(L_{S1})]$ , and  $\mathbf{N} \triangleq [\mathbf{n}(1), \mathbf{n}(2), \dots, \mathbf{n}(L_{S1})]$ ; (24) follows from the independence of  $\mathbf{X}^H \mathbf{H}_{\text{ut}}$  and  $\mathbf{N}$  and  $\mathbb{E}\{\mathbf{N}^H \mathbf{Y} \mathbf{N}\} = \sigma_n^2 \text{Tr}\{\mathbf{Y}\} \mathbf{I}$  for any matrix  $\mathbf{Y}$ . Note that  $\mathbf{Q}_u \triangleq \mathbb{E}\{\mathbf{x}_u \mathbf{x}_u^H\}$  in (25) is the transmit covariance matrix for the primary user. An interesting fact can be observed from (25) that at high CR INR the average CR-primary interference does not depend on the interference channel  $\mathbf{H}_{\text{ut}}$ . It is proportional to the channel noise  $\sigma_n^2$  and inversely proportional to the sensing length  $L_{S1}$ .

#### 4.2. Partial-projection-based precoding

The PP precoding works in a similar manner to the above proposed FP precoding except for the selection of the interference space. For the downlink CR precoding, a subspace  $\hat{\mathbf{U}}_m \hat{\mathbf{U}}_m^H$  partially spanning the interference space is obtained by choosing  $m$  eigenvectors corresponding to

the first  $m$  largest eigenvalues of  $\hat{\mathbf{\Lambda}}$  in (17), where  $m$  can be determined according to various criteria. One candidate criterion is

$$\frac{\sum_{i=m+1}^{M_{\min}} \lambda_i}{\sum_{i=1}^m \lambda_i} \leq r_{t/d} \quad (26)$$

with  $M_{\min} \triangleq \min(M_t, \sum_{k=1}^K M_k)$ . We call  $r_{t/d}$  the trivial over dominant interference ratio (TDIR). This selection process chooses  $m$  dominant interference subchannels to form an estimate of the interference space and ignores the other  $(M_{\min} - m)$  trivial ones. Finally, substituting the estimated subspace  $\hat{\mathbf{U}}_m \hat{\mathbf{U}}_m^H$  for  $\hat{\mathbf{U}}_G \hat{\mathbf{U}}_G^H$ , the precoding matrix  $\mathbf{F}_d$  for the downlink CR transmission can be obtained via (14). However, we may fail to find a value of  $m$  satisfying (26). In this case, the proposed FP precoding is used.

The joint probability density function (PDF) of the ordered eigenvalues  $\lambda \triangleq [\lambda_1, \lambda_2, \dots, \lambda_{M_{\min}}]$  of  $\hat{\mathbf{R}}_{\text{ut}}$ , with  $\lambda_1 \geq \lambda_2 \geq \dots \geq \lambda_{M_{\min}} \geq \sigma_n^2$  is [27]

$$\begin{aligned} f_{\lambda}(\lambda_1, \lambda_2, \dots, \lambda_{M_{\min}}) \\ &= \frac{1}{P_p^{M_{\min}}} f_{\tilde{\lambda}} \\ &\quad \times \left( \frac{\lambda_1 - \sigma_n^2}{P_p}, \frac{\lambda_2 - \sigma_n^2}{P_p}, \dots, \frac{\lambda_{M_{\min}} - \sigma_n^2}{P_p} \right) \end{aligned} \quad (27)$$

where  $P_p$  is the transmission power of each primary user antenna and  $f_{\tilde{\lambda}}(\tilde{\lambda}_1, \tilde{\lambda}_2, \dots, \tilde{\lambda}_{M_{\min}})$  with  $\tilde{\lambda}_1 \geq \tilde{\lambda}_2 \geq \dots \geq \tilde{\lambda}_{M_{\min}}$  is given by

$$\begin{aligned} f_{\tilde{\lambda}}(\tilde{\lambda}_1, \tilde{\lambda}_2, \dots, \tilde{\lambda}_{M_{\min}}) \\ &= \frac{\prod_{i=1}^{M_{\min}} e^{-\tilde{\lambda}_i} \tilde{\lambda}_i^{M_{\max} - M_{\min}} \prod_{i=1}^{M_{\min}-1} \left[ \prod_{j=i+1}^{M_{\min}} (\tilde{\lambda}_i - \tilde{\lambda}_j)^2 \right]}{\prod_{i=1}^{M_{\min}} (M_{\max} - i)! \prod_{i=1}^{M_{\min}} (M_{\min} - i)!} \end{aligned} \quad (28)$$

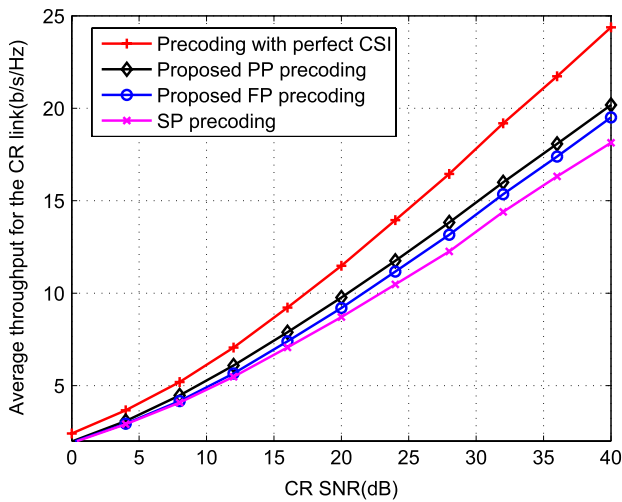
with  $M_{\max} \triangleq \max(M_t, \sum_{k=1}^K M_k)$ . Therefore, the probability for the occurrence of (26) is

$$p_m = \int_{\mathbf{S}} f_{\lambda}(\lambda_1, \lambda_2, \dots, \lambda_{M_{\min}}) d\lambda_1 d\lambda_2 \dots d\lambda_{M_{\min}} \quad (29)$$

where  $\mathbf{S} \triangleq \{(\lambda_1, \lambda_2, \dots, \lambda_{M_{\min}}) | (26) \cap \lambda_1 \geq \lambda_2 \geq \dots \geq \lambda_{M_{\min}} \geq \sigma_n^2\}$ .

In other words, for the PP precoding scheme the probabilities of using the ‘genuine’ PP ( $m$  satisfying (26) exists) and using FP are  $p_m$  and  $(1 - p_m)$ , respectively. Therefore, the CR Tx uses  $(1 - p_m) \sum_{k=1}^K M_k + p_m m$  and  $\sum_{k=1}^K M_k$  degrees of freedom (DoF) for IM in the PP and FP precoding schemes, respectively. This means that compared to the proposed FP precoding the PP precoding scheme transfers  $p_m (\sum_{i=1}^K M_k - m)$  DoF from interference mitigation to CR transmission, which leads to a higher throughput for the CR link. It can be seen from (27)–(29) that in the large INR regime,  $p_m$  is fixed for a given noise power  $\sigma_n^2$  and  $P_p$ . Considering the fact from (25) that at

<sup>2</sup> The lower bound on the probability of the subspace swap has been investigated in [23,24].



**Fig. 3.** CR throughput under different precoding schemes ( $M_t = M_r = 4$ ,  $M_{bs} = 2$ ,  $K = 2$ ,  $M_1 = M_2 = 1$ ,  $L_{S1} = L_{S2} = L_{T2} = 50$ ,  $L_{T1} = 350$ ,  $\sigma_H^2 = \sigma_{ut}^2 = 1$ ,  $P_{cr} = 1$ , and  $r_{t/d} = 0.1$ ).

high INRs the average interference power of FP  $I_h^{FP}$  is fixed and the average interference power resulting from ‘real’ PP  $I^{PP}$  is proportional to the square of the interference channel gain  $\sigma_{ut}^2$ , the overall average interference of the PP precoding  $I_h^{PP} = p_m I^{PP} + (1 - p_m) I_h^{FP}$  is linearly proportional to  $\sigma_{ut}^2$  for large INRs.

## 5. Numerical results & discussions

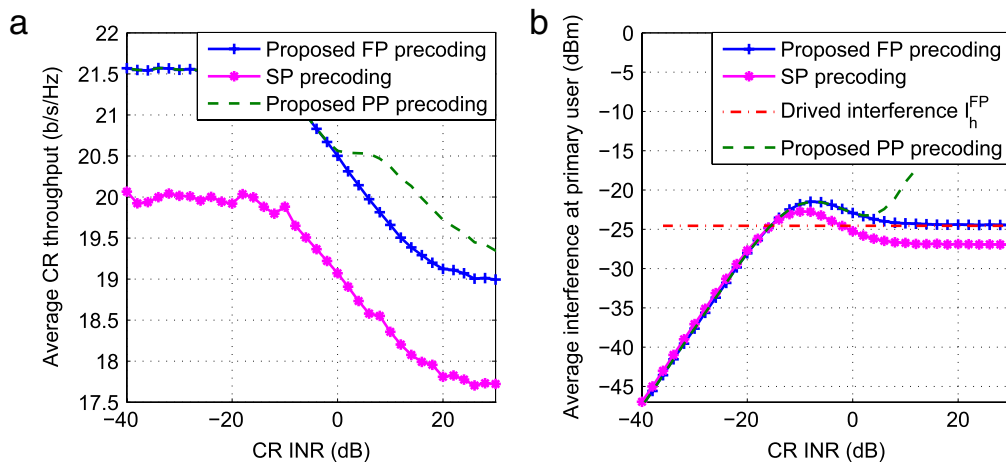
Consider a scenario where a CR MIMO system coexists with a primary TDD system which has one 2-antenna BS and two single-antenna users. We assume that the number of antennas for primary users is known to the CR system. Therefore, the rank estimation of  $K_p$  used in (18) is not needed in our simulations. Each CR node is equipped with four antennas. The primary network works as a downlink-broadcast and an uplink multiple-access system. The transmission power of the CR and primary networks is 1. All the obtained results are averaged over 2000 simulation runs.

First, we evaluate the throughput of the CR system with the proposed precoding schemes over different values of signal-to-noise ratios,  $\text{SNR} \triangleq \sigma_H^2 / \sigma_n^2$ . In Fig. 3, the throughputs (average mutual information in (11)) of the two proposed precoding schemes are compared with that of the SP precoding of [17,18] and the P-SVD precoding with perfect CSI of [14]. It can be seen that the proposed FP/PP precoding schemes lead to higher CR throughput than the SP precoding, and the throughput gain becomes larger as the SNR increases.

Fig. 4 evaluates the impact of CR INR on the CR throughput and the resulting CR-primary interference under different precoding schemes. It has the same setup as that of Fig. 3 with  $\sigma_n^2 = 10^{-4}$ . By comparing Fig. 4(a) with Fig. 4(b), it can be seen that the proposed FP/PP precoding schemes outperform the SP counterpart at low INRs, since they lead to higher CR throughput without introducing extra interference. At high INRs, both the proposed FP and SP precoding schemes have fixed interference, and there is a fairly good agreement between the derived and simulated interference of the FP precoding. Another phenomenon which can be seen from Fig. 4(b) is that the interference of the SP precoding is slightly smaller than that of the FP precoding. This is due to the fact that the sensing of the SP precoding is longer than the uplink sensing of the FP precoding. Moreover, at high INRs the interference of the proposed PP precoding is linearly proportional to the CR INR, which supports our analysis in Section 4.2.

## 6. Conclusions

In this paper, two SP-based precoding schemes, namely, FP and PP precoding, have been proposed for CR MIMO systems to mitigate the CR-primary interference and improve the CR throughput. These two precoding schemes are capable of estimating the CSI of primary-CR interference channels and can account for the primary-CR interference via a novel sensing approach. Therefore, no extra signaling is required between primary and CR systems, which consequently eases the deployment of CR networks. The performance of the proposed precoding schemes has also been



**Fig. 4.** (a) CR throughput and (b) resulting interference of different precoding schemes ( $M_t = M_r = 4$ ,  $M_{bs} = 2$ ,  $K = 2$ ,  $M_1 = M_2 = 1$ ,  $L_S = 100$ ,  $L_{S1} = L_{S2} = L_{T2} = 50$ ,  $L_{T1} = 350$ ,  $\sigma_H^2 = 1$ ,  $P_{cr} = 1$ ,  $r_{t/d} = 0.1$ , and  $\sigma_n^2 = 10^{-4}$ ).

evaluated. It has been demonstrated that the FP precoding can boost the CR throughput without introducing extra CR-primary interference in the low INR regime. The PP precoding can further improve the CR throughput if the primary system can tolerate some extra interference.

## Acknowledgments

The authors acknowledge the support from the RCUK for the UK–China Science Bridges Project: R&D on (B)4G Wireless Mobile Communications. Z. Chen, C.-X. Wang, and J. Thompson acknowledge the support from the Scottish Funding Council for the Joint Research Institute in Signal and Image Processing between the University of Edinburgh and Heriot-Watt University, as part of the Edinburgh Research Partnership in Engineering and Mathematics (ERPem). Z. Chen and S. A. Vorobyov acknowledge the support from the National Science and Engineering Research Council (NSERC) of Canada. F. Zhao acknowledges the support from the National Natural Science Foundation of China (NSFC) (Grant No.: 61172055). C.-X. Wang and F. Zhao acknowledge the support of the Key Laboratory of Cognitive Radio and Information Processing (Guilin University of Electronic Technology), Ministry of Education, China (Grant No.: 2011KF01). X. Ge acknowledges the support from the NSFC (Grant No.: 60872007), National 863 High Technology Program of China (Grant No.: 2009AA01Z239), Hubei Provincial Science and Technology Department (Grant No.: 2011BFA004), and the Ministry of Science and Technology (MOST) of China, International Science and Technology Collaboration Program (Grant No.: 0903).

## References

- [1] S. Haykin, Cognitive radio: brain-empowered wireless communications, *IEEE J. Sel. Areas Commun.* 2 (2005) 201–220.
- [2] I.F. Akyildiz, W.Y. Lee, M.C. Vuran, S. Mohanty, NeXt generation/dynamic spectrum access/cognitive radio wireless networks: a survey, *Comput. Netw.* 13 (2006) 2127–2159.
- [3] Q. Zhao, B.M. Sadler, A survey of dynamic spectrum access, *IEEE Signal Process. Mag.* 3 (2007) 79–89.
- [4] X. Hong, C.-X. Wang, H.-H. Chen, Y. Zhang, Secondary spectrum access networks: recent developments on the spatial models, *IEEE Veh. Technol. Mag.* 2 (2009) 36–43.
- [5] C.-X. Wang, X. Hong, H.-H. Chen, J. Thompson, On capacity of cognitive radio networks with average interference power constraints, *IEEE Trans. Wireless Commun.* 4 (2009) 1620–1625.
- [6] X. Hong, C.-X. Wang, M. Uysal, X. Ge, S. Ouyang, Capacity analysis of hybrid cognitive radio networks with distributed VAAs, *IEEE Trans. Veh. Technol.* 7 (2010) 3510–3523.
- [7] X. Hong, Z. Chen, C.-X. Wang, S.A. Vorobyov, J. Thompson, Cognitive radio networks: interference cancellation and management techniques, *IEEE Veh. Technol. Mag.* 4 (2009) 76–84.
- [8] J. Zhou, J. Thompson, Linear precoding for the downlink of multiple input single output coexisting wireless systems, *IET Commun.* 6 (2008) 742–752.
- [9] T.K. Phan, S.A. Vorobyov, N.D. Sidiropoulos, C. Tellambura, Spectrum sharing in wireless networks via QoS-aware secondary multicast beamforming, *IEEE Trans. Signal Process.* 6 (2009) 2323–2335.
- [10] G. Zheng, K.-K. Wong, B. Ottersten, Robust cognitive beamforming with bounded channel uncertainties, *IEEE Trans. Signal Process.* 12 (2009) 4871–4881.
- [11] L. Zhang, Y.-C. Liang, Y. Xin, H.V. Poor, Robust cognitive beamforming with partial channel state information, *IEEE Trans. Wireless Commun.* 8 (2009) 4143–4153.
- [12] G. Zheng, S. Ma, K.-K. Wong, T.-S. Ng, Robust beamforming in cognitive radio, *IEEE Trans. Wireless Commun.* 2 (2010) 570–576.
- [13] L. Bixio, G. Oliveri, M. Ottonello, M. Raffetto, C.S. Regazzoni, Cognitive radios with multiple antennas exploiting spatial opportunities, *IEEE Trans. Signal Process.* 8 (2010) 4453–4459.
- [14] R. Zhang, Y.-C. Liang, Exploiting multi-antennas for opportunistic spectrum sharing in cognitive radio networks, *IEEE J. Sel. Top. Sign. Proces.* 1 (2008) 88–102.
- [15] G. Scutari, D.P. Palomar, S. Barbarossa, Cognitive MIMO radio: competitive optimality design based on subspace projections, *IEEE Signal Process. Mag.* 6 (2008) 46–59.
- [16] R. Roy, T. Kailath, ESPRIT-estimation of signal parameters via rotational invariance techniques, *IEEE Trans. Acoust. Speech Signal Process.* 7 (1989) 984–995.
- [17] H. Yi, H. Hu, Y. Rui, K. Guo, J. Zhang, Null space-based precoding scheme for secondary transmission in a cognitive radio MIMO system using second-order statistics, in: *Proc. IEEE ICC*, 2009.
- [18] R. Zhang, F. Gao, Y.-C. Liang, Cognitive beamforming made practical: effective interference channel and learning-throughput tradeoff, *IEEE Trans. Commun.* 2 (2010) 706–718.
- [19] H. Yi, Nullspace-based secondary joint transceiver scheme for cognitive radio MIMO networks using second-order statistics, in: *Proc. IEEE ICC*, 2010.
- [20] F. Gao, R. Zhang, Y.-C. Liang, X. Wang, Design of learning-based MIMO cognitive radio systems, *IEEE Trans. Veh. Technol.* 4 (2010) 1707–1720.
- [21] O. Somekh, O. Simeone, Y. Bar-Ness, W. Su, Detecting the number of transmit antennas with unauthorized or cognitive receivers in MIMO systems, in: *Proc. IEEE MILCOM*, 2007.
- [22] Z. Chen, S.A. Vorobyov, C.-X. Wang, J. Thompson, Pareto region characterization for rate control in multi-user systems and Nash bargaining, *IEEE Trans. Automatic Control* 57 (12) (2012).
- [23] J. Thomas, L. Scharf, D. Tufts, The probability of a subspace swap in the SVD, *IEEE Trans. Signal Process.* 3 (1995) 730–736.
- [24] M. Hawkes, A. Nehorai, P. Stoica, Performance breakdown of subspace-based methods: prediction and cure, in: *Proc. IEEE ICASSP*, 2001.
- [25] D.W. Tufts, A.C. Kot, R.J. Vaccaro, The analysis of threshold behavior of SVD-based algorithms, in: *Proc. XX1st Annu. Asilomar Conf. Signals. Syst. Comput.*, 1987.
- [26] F. Li, H. Liu, R.J. Vaccaro, Performance analysis for DOA estimation algorithm: unification, simplification and observations, *IEEE Trans. Aerosp. Electron. Syst.* 4 (1993) 1170–1184.
- [27] M. Chiani, M.Z. Win, A. Zanella, R.K. Mallik, J.H. Winters, Bounds and approximations for optimum combining of signals in the presence of multiple co-channel interferers and thermal noise, *IEEE Trans. Commun.* 2 (2003) 296–307.



**Zengmao Chen** received his B.Sc. degree from Nanjing University of Posts & Telecommunications (NUPT), China, and his M.Eng. degree from Beijing University of Posts and Telecommunications (BUPT), China, in 2003 and 2006, respectively, and his Ph.D. degree from Heriot-Watt University, UK, in 2011.

Dr. Chen is now a Post-doc Research Associate with the Joint Research Institute for Signal and Image Processing, Heriot-Watt University, UK and the Network Manager for the UK-China Science Bridges: R&D on (B)4G Wireless Mobile Communications project. From September 2009 to December 2009, he was a visiting researcher in the University of Alberta, Canada. From 2006 to 2007, he worked as a Research Design Engineer in Freescale Semiconductor (China) Ltd. His research interests include: cognitive radio networks, MIMO communication systems, interference modeling, and interference cancellation.



**Cheng-Xiang Wang** received his B.Sc. and M.Eng. degrees in Communication and Information Systems from Shandong University, China, in 1997 and 2000, respectively, and his Ph.D. degree in Wireless Communications from Aalborg University, Denmark, in 2004.

He has been with Heriot-Watt University, Edinburgh, UK, since 2005, first as a Lecturer, then as a Reader in 2009, and then was promoted to a Professor in Wireless Communications since 2011. He is also an Honorary Fellow of the University of Edinburgh, UK, a Chair Professor of Shandong University, a Guest Professor of Huazhong University of Science and Technology, an Adjunct Professor of Guilin University of Electronic Technology, and a Guest



Researcher of Xidian University, China. He was a Research Fellow at the University of Agder, Grimstad, Norway, from 2001 to 2005, a Visiting Researcher at Siemens AG-Mobile Phones, Munich, Germany, in 2004, and a Research Assistant at Technical University of Hamburg-Harburg, Hamburg, Germany, from 2000 to 2001. His current research interests include wireless channel modeling and simulation, green communications, cognitive radio networks, vehicular communication networks, mobile femto-cell networks, cooperative (relay) MIMO communications, and (beyond) 4G wireless communications. He has edited 1 book and published 1 book chapter and over 150 papers in refereed journals and conference proceedings. He is leading several projects funded by EPSRC, Mobile VCE, and industries, including the RCUK funded UK-China Science Bridges: R&D on (B)4G Wireless Mobile Communications.

Prof. Wang is currently serving as an Associate Editor for IEEE Transactions on Vehicular Technology, an Editor for Wireless Communications and Mobile Computing Journal (John Wiley & Sons) and Security and Communication Networks Journal (John Wiley & Sons), and a Scientific Board Member for InTech (Open Access Publisher). He also served as an Editor for IEEE Transactions on Wireless Communications (2007–2009) and Hindawi Journal of Computer Systems, Networks, and Communications (2007–2011). He was the leading Guest Editor for IEEE Journal on Selected Areas in Communications, Special Issue on Vehicular Communications and Networks. He served or is serving as a TPC member, TPC Chair, and General Chair for more than 60 international conferences. He received the IEEE Globecom'10 Best Paper Award in 2010 and the IEEE ICCT'11 Best Paper Awards in 2011. Dr Wang was listed in "Dictionary of International Biography 2008 and 2009", "Who's Who in the World 2008 and 2009", "Great Minds of the 21st Century 2009", and "2009 Man of the Year". He is a Senior Member of the IEEE, a Fellow of the IET, a Fellow of the HEA, and a member of EPSRC Peer Review College.



**Xuemin Hong** received his B.Sc. degree in Communication Engineering from Beijing Information Science and Technology University, China, in 2004 and his Ph.D. degree in Wireless Communications from Heriot-Watt University, UK, in 2008. Since July 2011, he has been an Associate Professor with the School of Information Science and Technology, Xiamen University, China. From August 2009 to July 2011, he was a Post-doc Research Associate with the Joint Research Institute for Signal and Image Processing, Heriot-

Watt University, UK. From January 2009 to July 2009, he was a Post-doc Research Fellow with the Department of Electrical and Computer Engineering, University of Waterloo, Canada. From 2004 to 2005, he was affiliated with the Centre for Telecommunication Research, King's College London, UK.

Dr. Hong's research interests include MIMO and cooperative systems, wireless radio channel modeling, cognitive radio networks, and (beyond) 4G wireless communications. He has published more than 20 technical papers in major international journals and conferences and 1 book chapter in the area of wireless communications.



**John Thompson** received his B.Eng. and Ph.D. degrees from the University of Edinburgh in 1992 and 1996, respectively. From July 1995 to August 1999, he worked as a postdoctoral researcher at Edinburgh, funded by the UK Engineering and Physical Sciences Research Council (EPSRC) and Nortel Networks. He was appointed as a lecturer at what is now the School of Engineering at the University of Edinburgh in 1999. He was recently promoted to a Professor and a personal chair in Signal Processing and

Communications.

Prof. John S. Thompson's research interests currently include energy efficient communications systems, antenna array techniques and multi-hop wireless communications. He has published over 200 papers to date including a number of invited papers, book chapters and tutorial talks, as well as co-authoring an undergraduate textbook on digital signal processing. He is overall project leader for the £1.2M EPSRC Islay project involving four universities which investigates efficient hardware implementation of complex algorithms. He is also the academic deputy leader for the £2M EPSRC/Mobile VCE Green Radio project, which involves a number of international communication companies. He is currently editor-in-chief of the IET Signal Processing journal and was a technical program co-chair for the Globecom conference in Miami in December 2010.



**Sergiy A. Vorobyov** received the M.Sc. and Ph.D. degrees in systems and control from Kharkiv National University of Radio Electronics, Ukraine, in 1994 and 1997, respectively.

Since 2006, he has been with the Department of Electrical and Computer Engineering, University of Alberta, Edmonton, AB, Canada where he became an Associate Professor in 2010 and Full Professor in 2012. Since his graduation, he also occupied various research and faculty positions at the Kharkiv National University of Radio Electronics, Ukraine; the Institute of Physical and Chemical Research (RIKEN), Japan; McMaster University, Hamilton, ON, Canada; Duisburg-Essen University and the Darmstadt University of Technology, Germany; and the Joint Research Institute between the Heriot-Watt and Edinburgh Universities, UK. He also held visiting positions at the Technion, Haifa, Israel, in 2005 and the Ilmenau University of Technology, Ilmenau, Germany, in 2011. His research interests include statistical and array signal processing, applications of linear algebra, optimization, and game theory methods in signal processing and communications, estimation, detection, and sampling theories, and cognitive systems.

Dr. Vorobyov is a recipient of the 2004 IEEE Signal Processing Society Best Paper Award, the 2007 Alberta Ingenuity New Faculty Award, the 2011 Carl Zeiss Award (Germany), and other awards. He was an Associate Editor for the IEEE TRANSACTIONS ON SIGNAL PROCESSING from 2006 to 2010 and for the IEEE SIGNAL PROCESSING LETTERS from 2007 to 2009. He is a member of the Array and Multi-Channel Signal Processing and Signal Processing for Communications and Networking Technical Committees of IEEE Signal Processing Society. He has served as a Track Chair in Asilomar 2011 and as a Technical Co-Chair in the IEEE CAMSAP 2011.



**Feng Zhao** was born in 1974. He received his Ph.D. degree in Communication and Information Systems from Shandong University, China, in 2007. Now he is a Research Associate in the School of Information and Communications of Guilin University of Electronic Technology. His research interests include wireless communication systems, information processing, and information security. He has published more than 30 papers in journals and international conferences.



**Xiaohu Ge** is currently a Professor with the Department of Electronics and Information Engineering at Huazhong University of Science and Technology (HUST), China. He received his Ph.D. degree in Communication and Information Engineering from HUST in 2003. He has worked at HUST since Nov. 2005. Prior to that, he worked as an assistant researcher at Ajou University (Korean) and Politecnico Di Torino (Italy) from Jan. 2004 to Oct. 2005. He was a visiting researcher at Heriot-Watt University, Edinburgh,

UK from June to August 2010. His research interests are in the area of mobile communications, traffic modeling in wireless networks, green communications, and interference modeling in wireless communications. He has published about 50 papers in refereed journals and conference proceedings and has been granted about 10 patents in China. He is leading several projects funded by NSFC, China MOST, and industries. He is taking part in several international joint projects, such as the RCUK funded UK-China Science Bridges: R&D on (B)4G Wireless Mobile Communications and the EU FP7 funded project: Security, Services, Networking and Performance of Next Generation IP-based Multimedia Wireless Networks.

Prof. Ge is currently serving as an Associate Editor for International Journal of Communication Systems (John Wiley & Sons) and KSII Transactions on Internet and Information Systems. Since 2005, he has been actively involved in the organization of more than 10 international conferences, such as Publicity Chair of IEEE Eurocomm 2011 and Co-Chair of workshop of Green Communication of Cellular Networks at IEEE Green-Com 2010. He is a Senior Member of the IEEE, a Senior member of the Chinese Institute of Electronics, a Senior member of the China Institute of Communications, and a member of the NSFC and China MOST Peer Review College.